




Smart. Secure. Customizable.



How To Use **VICKI**



Step 1

Insert card or activate other payment method, i.e.: NFC, biometric.




Step 2

Door unlocks



Step 3

Consumers shop by picking up products from the shelf. Each item is registered in the cart on the screen above.



Step 4

Rich media and sound are triggered when a customer picks up product, offering many advertising and promotional opportunities.



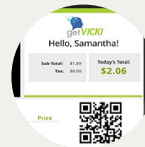
Step 5

Consumers can ask VICKI questions about products by activating the AI.



Step 6

Close door to complete transaction.



Step 7

Scan QR code on screen to get receipt



Intelligent Self-Checkout Is Here

Get to know VICKI at www.getvicki.com.

VICKI Specifications

A VICKI for:



Age Verification



Merchandise and media



Extend brand reach



A new retail experience



Loss Prevention



VICKI Platform

Features

- First AI virtual assistant for retail
- Computer vision and Intelli-Shelf to track product
- Credit cards / NFC / biometrics for payments and access
- Customizable layout with dynamic lighting
- Rich media platform
- Web-based management software and reporting
- Exterior paint / branding / imagery to truly make VICKI your own

Packages

Advanced Biometrics with Eyelock®

Includes: Integrated Eyelock iris scanner, VICKI iris software, intuitive and easy to use on-boarding process and customer experience.

Age Verification

Includes: Advanced biometrics package, access to Civic identity network, barcode scanner.

Advanced Loss Prevention

Includes: Computer vision camera system. CV software, VICKI intelligence upgrade, product training software.

Additional Trays

1X (pkg of 4 trays)

2x (pkg of 2 trays)

Custom Paint and Branding

Includes: Hydro-dipped or custom-painted sides, front and back of machine. Custom decals on the back and sides can also be applied for an additional cost.

Customers can also partner with us on any custom need such as a direct integration or order-ahead app.

Specifications

- Limited footprint: 35.7"W x 79.65"H x 32.24"D (door closed) or 59.50"D (door open)
- Adjustable shelving for customized POGs by VICKI system by location if desired. Visual opening space: 25.50"W x 48"H x 20.125"D...however ~2.5" of space is left between the back of the tray and the inside backwall grid. Shelves are easily adjusted.
- Intelliself™ units are generally 1X and 2X sizes. They can be arranged in a variety of combinations providing layout flexibility with good pack out depending upon the SKU. Shelves can be programmed to light up with full RGB range of colors.

Tray Sizes

 1x = <2.6"

 2x = <5.2"

- Refrigerant R290 / 3.17 oz. [90g]. Cools to 34°F.
- Standard U.S. cellular communication with point-to-point encryption
- Approximate weight is 945 lbs.
- Uses standard 3-prong 120v AC plug
- Shatterproof glass on door keeps products safe.
- Anti-tipping technology secures machine on floor.

